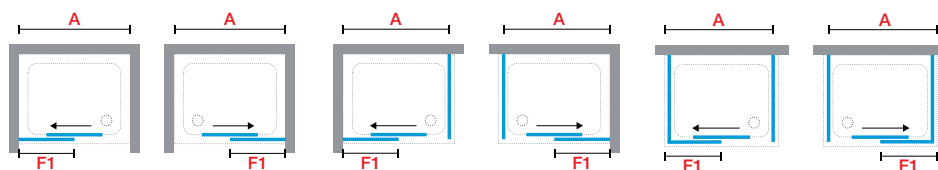
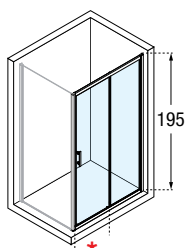


ZEPHYROS 2P



SCHUIFDEUR
PORTE COULISSANTE

Afmetingen Dimensions (cm)	Vast deel Partie fixe	Instapruimte Passage	Code	Glassoort Vitrage				Kleuren / Prijs Couleurs / Prix			
				1	11	54	68	A	B	K	H
A	F1	*		Transparant Transparent	Niva	Grijs Gris	Motief/ Sérigr. Zephyros 1	Wit Blanc	Matchroom Silver	Chroom Chrome	Zwart mat Noir mat
96↔102	44	37	ZEPHYR2P96-								
114↔120	53	46	ZEPHYR2P114-								
116↔122	54	47	ZEPHYR2P116-								
126↔132	59	52	ZEPHYR2P126-								
136↔142	64	57	ZEPHYR2P136-								
146↔152	69	62	ZEPHYR2P146-								
156↔162	74	67	ZEPHYR2P156-								
166↔172	79	72	ZEPHYR2P166-								
H 160↔200 L 96↔166		SPECIAL	ZEPHYR2PSP								






GLASSOORT / VITRAGE




Transparant
Transparent
code 1



Niva
code 11



Grijis
Gris
code 54



Motief/Sérigr.
Zephyros 1
code 68

KLEUREN / COULEURS



Wit
Blanc
code A



Matchroom
Silver
code B



Chroom
Chrome
code K



Zwart mat
Noir mat
code H

AFWERKING / FINITIONS

PROFIELKLEUREN / FINITIONS



Wit
Blanc
code A



Matchroom
Silver
code B



Chroom
Chrome
code K



Zwart mat
Noir mat
code H




HANDGREEP / POIGNÉE



Handgreep chroom / zwart
Poignée chrome / noire

GLASSOORTEN / VERRES 6 mm



Transparant
Transparent
code 1



Niva
code 11



Grijs
Gris
code 54



Motief Zephyros 1
Sérigr. Zephyros 1
code 68

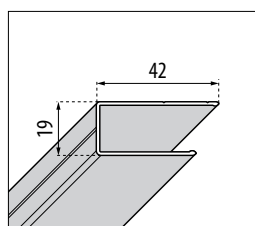
OPTIONEEL / OPTIONS



MUURSTEUN / BARRE DE RENFORT

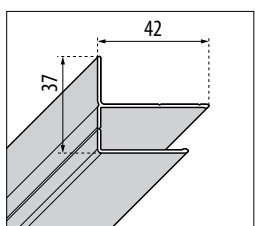
Afwerking Finition	Afmetingen Dimensions	Code	Prijs Prix
Chroom / Chrome	25 cm	R80LOU250-K	
Zwart mat / Noir mat	25 cm	R80LOU250-H	
Chroom / Chrome	35 cm	R80LOU350-K	
Zwart mat / Noir mat	35 cm	R80LOU350-H	
Chroom / Chrome	45 cm	R80LOU450-K	
Zwart mat / Noir mat	45 cm	R80LOU450-H	

MUUR- EN VERBREDINGSPROFIELEN / PROFILÉS MURAUX ET D'ÉLARGISSEMENT



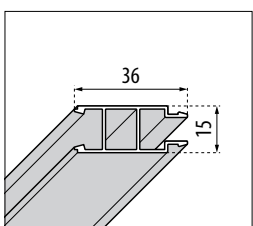
MUURPROFIEL PROFILÉ MURAL

Afwerking Finition	Code
Wit/Blanc	P01BHRAST-A
Matchroom Silver	P01BHRAST-B
Chroom Chrome	P01BHRAST-K
Zwart mat Noir mat	P01BHRAST-H



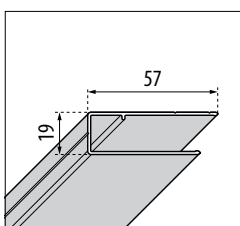
MUURPROFIEL PROFILÉ MURAL

Afwerking Finition	Code
Wit/Blanc	P01BHMOST-A
Matchroom Silver	P01BHMOST-B
Chroom Chrome	P01BHMOST-K
Zwart mat Noir mat	P01BHMOST-H



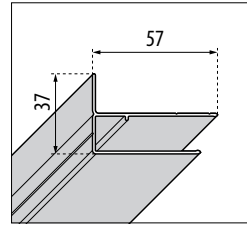
VERBREDINGSPROFIEL PROFILÉ D'ÉLARGISSEMENT

Afwerking Finition	Code
Wit/Blanc	P05HAAST3-A
Matchroom Silver	P05HAAST3-B
Chroom Chrome	P05HAAST3-K
Zwart mat Noir mat	P05HAAST3-H



VERBREDINGSPROFIEL PROFILÉ D'ÉLARGISSEMENT

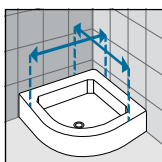
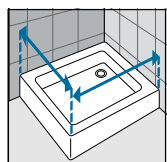
Afwerking Finition	Code
Wit/Blanc	P05BHST-A
Matchroom Silver	P05BHST-B
Chroom Chrome	P05BHST-K
Zwart mat Noir mat	P05BHST-H



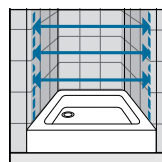
VERBREDINGSPROFIEL PROFILÉ D'ÉLARGISSEMENT

Afwerking Finition	Code
Wit/Blanc	P05BHCST-A
Matchroom Silver	P05BHCST-B
Chroom Chrome	P05BHCST-K
Zwart mat Noir mat	P05BHCST-H

OPNEMEN VAN DE MATEN / RELEVER LES MESURES



De maten opnemen van muur tot de **buitenrand** van de douchebak.
Prendre les mesures du mur au bord **extérieur** du receveur de douche



De maten opnemen van muur tot muur (boven, in het midden en beneden) waarna u de kleinste maat aanhoudt.
Prendre les mesures d'un mur à l'autre, en bas, en haut et au milieu et choisir la mesure inférieure.