

# ZEPHYROS S

VOUWDEUR  
PORTE PLIANTE



195 cm



6 mm



6 cm



## GLASSOORT / VITRAGE



Transparant  
Transparent  
code 1



Niva  
code 11



Grijs  
Gris  
code 54



Motief/Sérigr.  
Zephyros 1  
code 68

## KLEUREN / COULEURS



Wit  
Blanc  
code A



Matchroom  
Silver  
code B

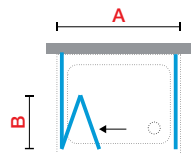
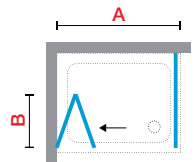
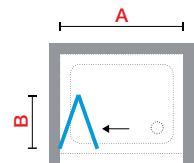
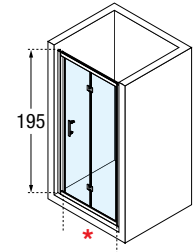


Chroom  
Chrome  
code K



Zwart mat  
Noir mat  
code H

Afmetingen Dimensions (cm)	Instapruimte Passage	Code	Glassoort Vitrage				Kleuren / Prijs Couleurs / Prix			
			1	11	54	68	A	B	K	H
<b>A</b>	<b>B</b>	*	Transparant Transparent	Niva	Grijs Gris	Motief/ Sérigr. Zephyros 1	Wit Blanc	Matchroom Silver	Chroom Chrome	Zwart mat Noir mat
66↔72	31	47								
72↔78	34	53								
76↔82	36	57								
86↔92	41	67								
96↔102	46	77								



Voorbeeld productcode: **Code** + **Glassoort Vitrage** + **Kleuren Couleurs** = Productcode Code produit

## AFWERKING / FINITIONS

### PROFIELKLEUREN / FINITIONS



Wit  
Blanc  
code A



Matchroom  
Silver  
code B



Chroom  
Chrome  
code K



Zwart mat  
Noir mat  
code H




### HANDGREEP / POIGNÉE



Handgreep chroom / zwart  
Poignée chrome / noire

### GLASSOORTEN / VERRES 6 mm



Transparant  
Transparent  
code 1



Niva  
code 11



Grijs  
Gris  
code 54



Motief Zephyros 1  
Sérigr. Zephyros 1  
code 68

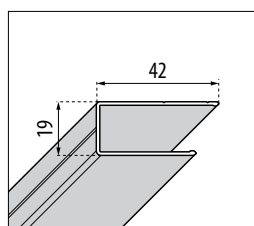
### OPTIONEEL / OPTIONS



#### MUURSTEUN / BARRE DE RENFORT

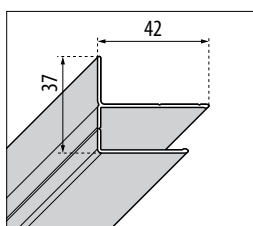
Afwerking Finition	Afmetingen Dimensions	Code	Prijs Prix
Chroom / Chrome	25 cm	<b>R80LOU250-K</b>	
Zwart mat / Noir mat	25 cm	<b>R80LOU250-H</b>	
Chroom / Chrome	35 cm	<b>R80LOU350-K</b>	
Zwart mat / Noir mat	35 cm	<b>R80LOU350-H</b>	
Chroom / Chrome	45 cm	<b>R80LOU450-K</b>	
Zwart mat / Noir mat	45 cm	<b>R80LOU450-H</b>	

### MUUR- EN VERBREDINGSPROFIELEN / PROFILÉS MURAUX ET D'ÉLARGISSEMENT



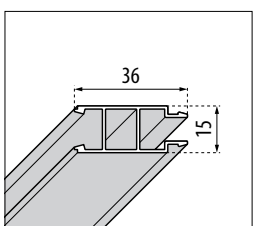
MUURPROFIEL  
PROFILÉ MURAL

Afwerking Finition	Code
Wit/Blanc	<b>P01BHRAST-A</b>
Matchroom Silver	<b>P01BHRAST-B</b>
Chroom Chrome	<b>P01BHRAST-K</b>
Zwart mat Noir mat	<b>P01BHRAST-H</b>



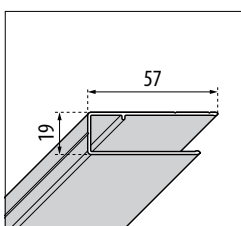
MUURPROFIEL  
PROFILÉ MURAL

Afwerking Finition	Code
Wit/Blanc	<b>P01BHMOST-A</b>
Matchroom Silver	<b>P01BHMOST-B</b>
Chroom Chrome	<b>P01BHMOST-K</b>
Zwart mat Noir mat	<b>P01BHMOST-H</b>



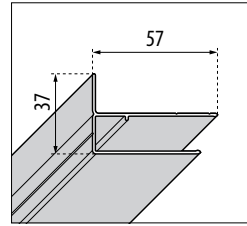
VERBREDINGSPROFIEL  
PROFILÉ D'ÉLARGISSEMENT

Afwerking Finition	Code
Wit/Blanc	<b>P05HAAST3-A</b>
Matchroom Silver	<b>P05HAAST3-B</b>
Chroom Chrome	<b>P05HAAST3-K</b>
Zwart mat Noir mat	<b>P05HAAST3-H</b>



VERBREDINGSPROFIEL  
PROFILÉ D'ÉLARGISSEMENT

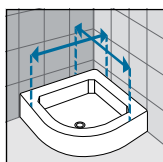
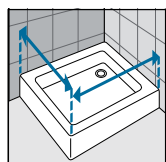
Afwerking Finition	Code
Wit/Blanc	<b>P05BHST-A</b>
Matchroom Silver	<b>P05BHST-B</b>
Chroom Chrome	<b>P05BHST-K</b>
Zwart mat Noir mat	<b>P05BHST-H</b>



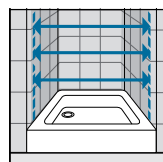
VERBREDINGSPROFIEL  
PROFILÉ D'ÉLARGISSEMENT

Afwerking Finition	Code
Wit/Blanc	<b>P05BHCST-A</b>
Matchroom Silver	<b>P05BHCST-B</b>
Chroom Chrome	<b>P05BHCST-K</b>
Zwart mat Noir mat	<b>P05BHCST-H</b>

### OPNEMEN VAN DE MATEN / RELEVER LES MESURES



De maten opnemen van muur tot de **buitenrand** van de douchebak.  
Prendre les mesures du mur au bord **extérieur** du receveur de douche



De maten opnemen van muur tot muur (boven, in het midden en beneden) waarna u de kleinste maat aanhoudt.  
Prendre les mesures d'un mur à l'autre, en bas, en haut et au milieu et choisir la mesure inférieure.